UL Verification Services Inc.
7036 Snowdrift Road
Allentown, PA 18106
610-774-1300

IAS ACCREDITED Testing Laboratory

NVLAP TESTING NVLAP LAB CODE 201042-0

Integrating Sphere Test Report

Relevant Standards
IES LM-79-2008, ANSI C82.77-10-2014, CIE 13.3-1995
CIE 15-2004, ANSI C78.377-2017, IES TM-30-2018

Prepared For

SIRS Electronics Inc

3307 West St
Rosenburg, TX 77471
United States

Catalog Number

DMX-5RGB-346X (RED)

Order Number
14430879
Test Number
14430879.06

Test Date

2022-08-08

Prepared By

Cordaryl Cousar, Technician

Approved By

Jeffrey Lockner, Staff Engineer

The results contained in this report pertain only to the tested sample.
This report shall not be reproduced, except in full, without written approval of Underwriters Laboratories.
This report must not be used by the client to claim product certification, approval, or endorsement by NVLAP, NIST, or any agency of the Federal Government.

Luminaire Description: RGB LED strip on formed aluminum with no lens enclosure
Lamp: 11 RGB LEDs
Mounting: Surface – Ceiling
Ballast/Driver: One meanwell GST60A05-P1J driver

Luminaire

Summary of Results

Radiant Flux:	120.1 mW
Luminous Flux:	23.93 lm
Luminaire Efficacy:	16.3 lm/W
CCT:	1000 K
CRI (Ra):	21.6
Chromaticity (x):	0.6929
Chromaticity (y):	0.3054
Chromaticity (u):	0.5250
Chromaticity (v):	0.3471
Duv:	0.0065

Test Conditions

Test Temperature:	24.8	°C
Voltage:	120.0	VAC
Current:	0.03970	A
Power:	1.469	W
Power Factor:	0.309	
Frequency:	60	Hz
Current THD:	129	%

Testing was performed in a 2-meter integrating sphere using the 4π geometry method.
Absorption correction was employed for this measurement.

Color Quality - Integrating Sphere

Integrating Sphere Test Conditions

Temperature	Voltage	Current	Power	Power Factor	Frequency	Current THD
24.8 °C	120.0 VAC	0.03970 A	1.469 W	0.309	60 Hz	129 %

Summary of Results

Total Output:	24	Lumens	**Chromaticity (x):**	0.6929
Efficacy:	16.3	lm/w	**Chromaticity (y):**	0.3054
CCT:	1000	K	**Chromaticity (u'):**	0.5250
CRI (Ra):	21.6		**Chromaticity (v'):**	0.5207
CRI (R9):	-201.8		**TM-30 Rf:**	19.7
Peak Wavelength:	632	nm	**TM-30 Rg:**	N/A
Dominant Wavelength:	622	nm	**TM-30 Rcs,h1:**	-4%
S/P Ratio:	0.07		**Duv:**	0.2419
M/P Ratio:	0.01	WELL Building Standard v2		

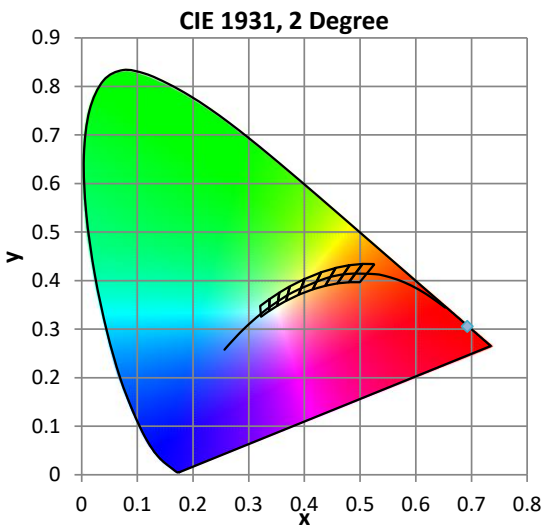

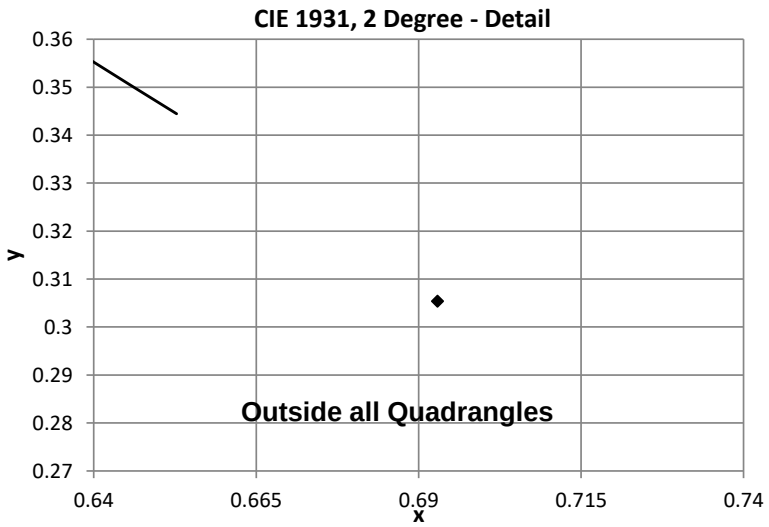

Color Rendering Index Detail

Ra (CRI)	R1	R2	R3	R4	R5	R6	R7	R8	R9	R10	R11	R12	R13	R14	R15
21.6	14.4	80.5	36.3	-15.0	11.0	92.1	11.8	-58.1	-201.8	75.1	-2.0	77.6	35.9	63.2	-27.2

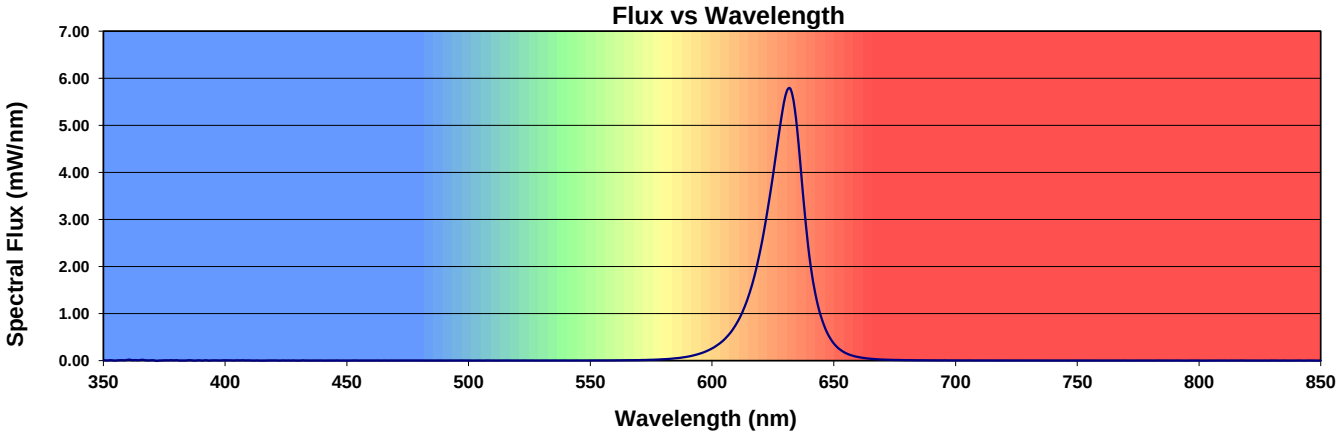

ANSI/IES TM-30-18 Color Rendition Report

Date:	2022-08-08	Manufacturer:	SIRS Electronics Inc
Model:	DMX-5RGB-346X (RED)		

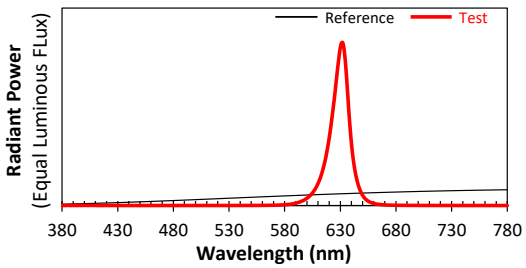

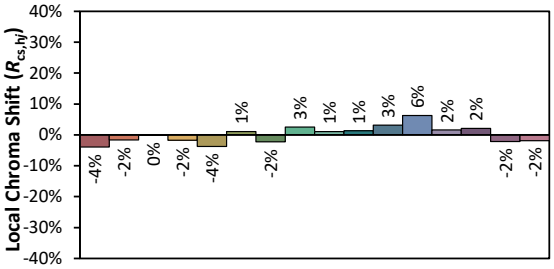

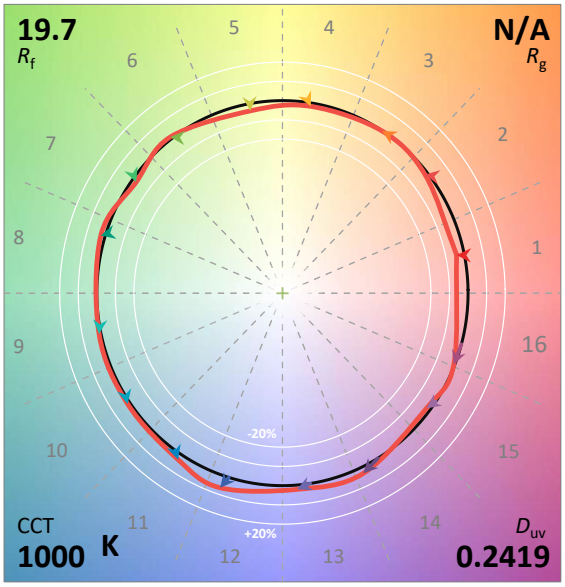

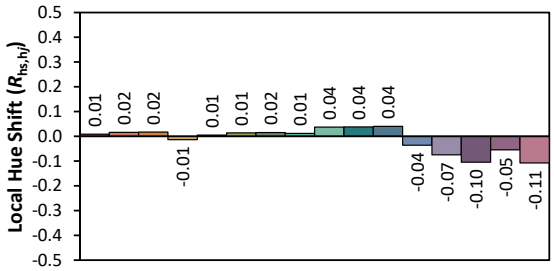

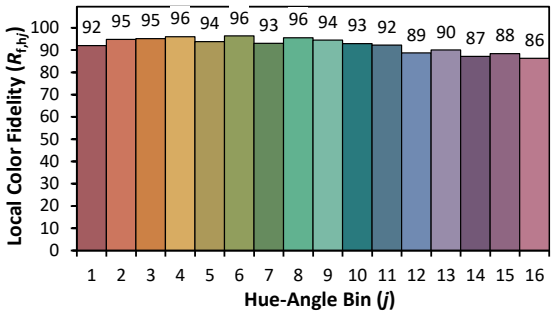

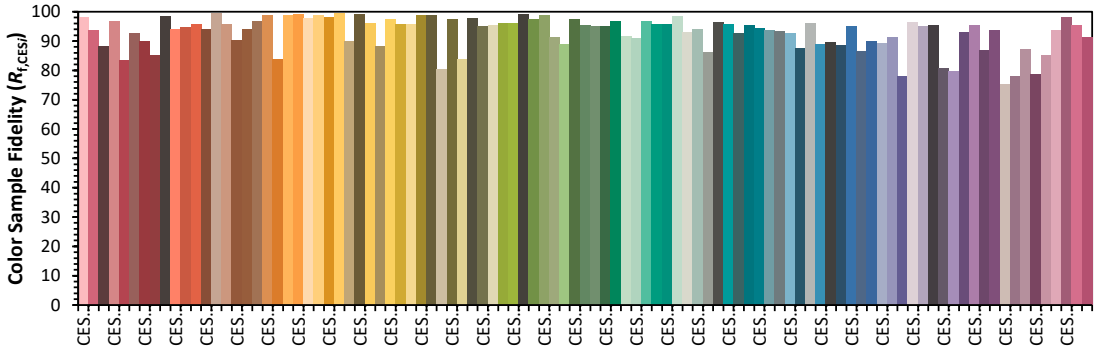

Notes: This is a recommended method for displaying ANSI/IES TM-30-18 information.

x	**0.6929**
y	**0.3054**
u'	**0.5250**
v'	**0.5207**

CIE 13.3-1995 (CRI)	
R_a	22
R_9	-202

Colors are for visual orientation purposes only. Created with the IES TM-30-18 Calculator Version 2.00.

UL Verification Services Inc.
7036 Snowdrift Road
Allentown, PA 18106
610-774-1300

IAS ACCREDITED Testing Laboratory

NVLAP TESTING NVLAP LAB CODE 201042-0

Integrating Sphere Test Report

Relevant Standards
IES LM-79-2008, ANSI C82.77-10-2014, CIE 13.3-1995
CIE 15-2004, ANSI C78.377-2017, IES TM-30-2018

Prepared For

SIRS Electronics Inc

3307 West St
Rosenburg, TX 77471
United States

Catalog Number

DMX-5RGB-346X (GREEN)

Order Number
14430879
Test Number
14430879.07

Test Date

2022-08-08

Prepared By

Cordaryl Cousar, Technician

Approved By

Jeffrey Lockner, Staff Engineer

The results contained in this report pertain only to the tested sample.
This report shall not be reproduced, except in full, without written approval of Underwriters Laboratories.
This report must not be used by the client to claim product certification, approval, or endorsement by NVLAP, NIST, or any agency of the Federal Government.

Luminaire Description: RGB LED strip on formed aluminum with no lens enclosure
Lamp: 11 RGB LEDs
Mounting: Surface – Ceiling
Ballast/Driver: One meanwell GST60A05-P1J driver

Luminaire

Summary of Results

Radiant Flux:	123.7 mW
Luminous Flux:	54.14 lm
Luminaire Efficacy:	36.8 lm/W
CCT:	8512 K
CRI (Ra):	-22.6
Chromaticity (x):	0.1360
Chromaticity (y):	0.7072
Chromaticity (u):	0.0485
Chromaticity (v):	0.3784
Duv:	0.1644

Test Conditions

Test Temperature:	24.8	°C
Voltage:	120.0	VAC
Current:	0.03971	A
Power:	1.470	W
Power Factor:	0.308	
Frequency:	60	Hz
Current THD:	129	%

Testing was performed in a 2-meter integrating sphere using the 4π geometry method.
Absorption correction was employed for this measurement.

Color Quality - Integrating Sphere

Integrating Sphere Test Conditions

Temperature	Voltage	Current	Power	Power Factor	Frequency	Current THD
24.8 °C	120.0 VAC	0.03971 A	1.470 W	0.308	60 Hz	129 %

Summary of Results

Total Output:	54	Lumens	**Chromaticity (x):**	0.1360
Efficacy:	36.8	lm/w	**Chromaticity (y):**	0.7072
CCT:	8512	K	**Chromaticity (u'):**	0.0485
CRI (Ra):	-22.6		**Chromaticity (v'):**	0.5675
CRI (R9):	-354.2		**TM-30 Rf:**	3
Peak Wavelength:	516	nm	**TM-30 Rg:**	9
Dominant Wavelength:	519	nm	**TM-30 Rcs,h1:**	-86%
S/P Ratio:	3.31		**Duv:**	0.1652
M/P Ratio:	1.29	WELL Building Standard v2		

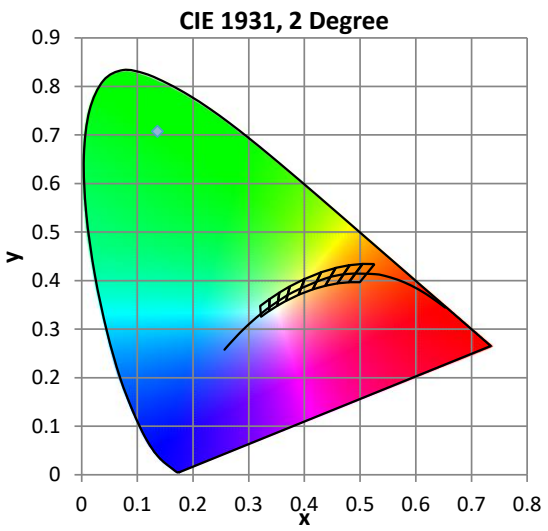

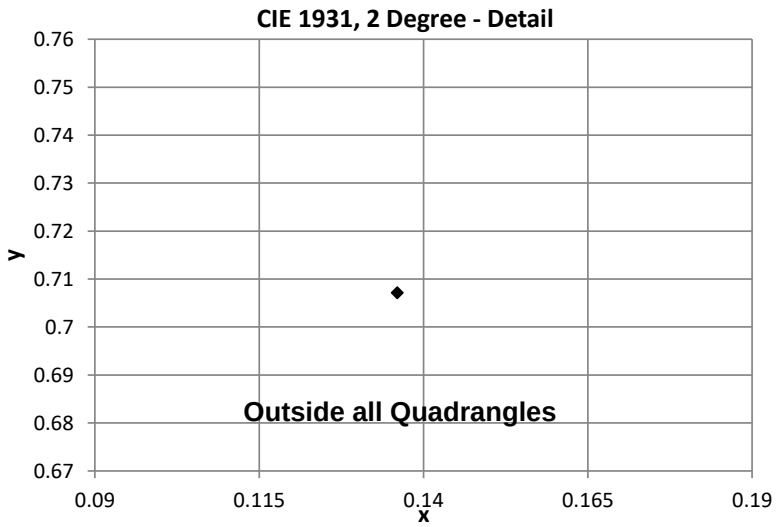

Color Rendering Index Detail

Ra (CRI)	R1	R2	R3	R4	R5	R6	R7	R8	R9	R10	R11	R12	R13	R14	R15
-22.6	-35.4	-7.1	-20.9	-60.2	-8.8	-16.9	-3.0	-28.5	-354.2	-105.1	-87.9	-31.5	-41.7	39.5	-36.6

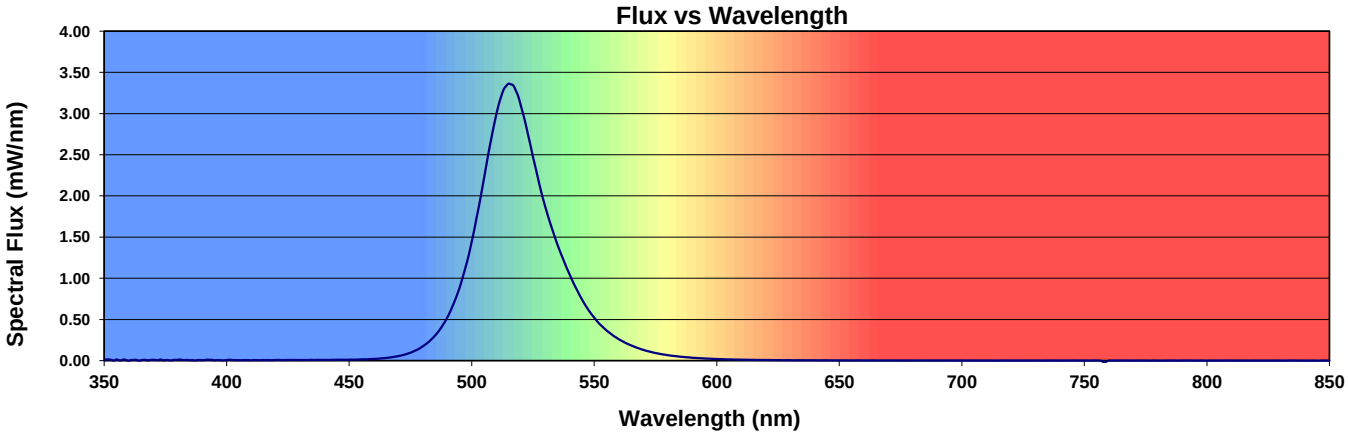

ANSI/IES TM-30-18 Color Rendition Report

Date:	2022-08-08	Manufacturer:	SIRS Electronics Inc
Model:	DMX-5RGB-346X (GREEN)		

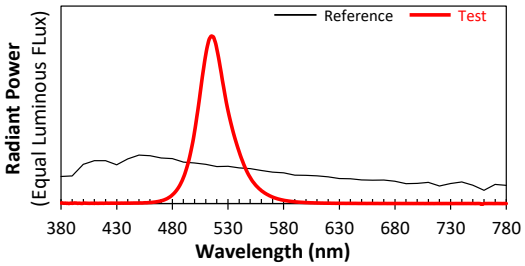

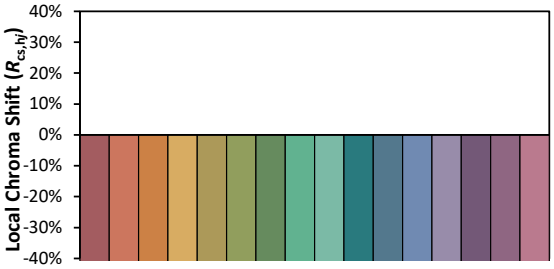

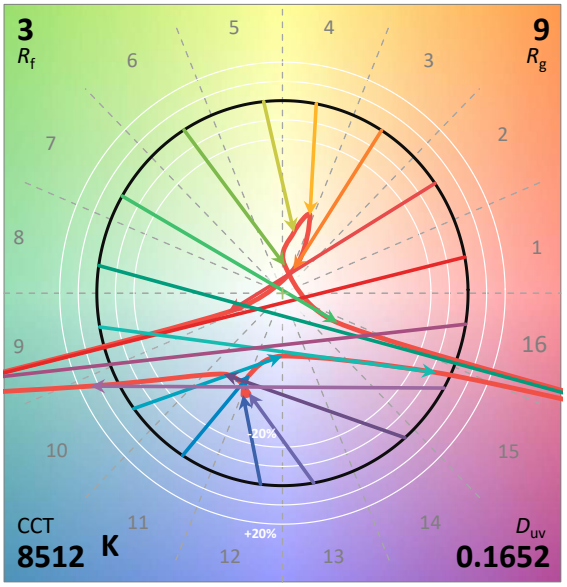

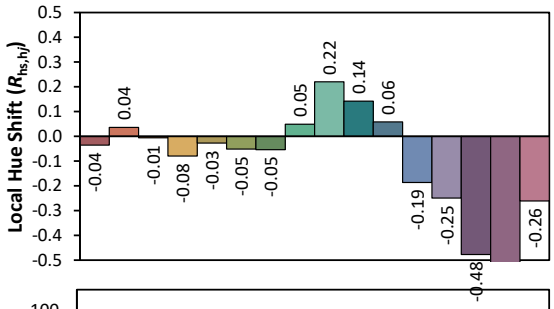

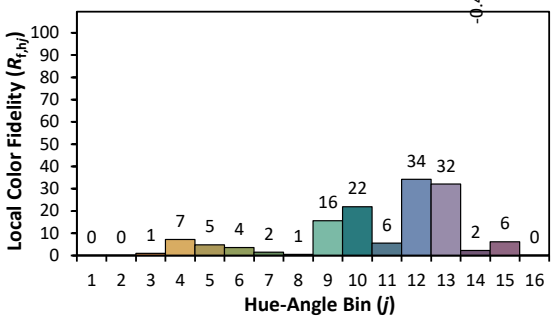

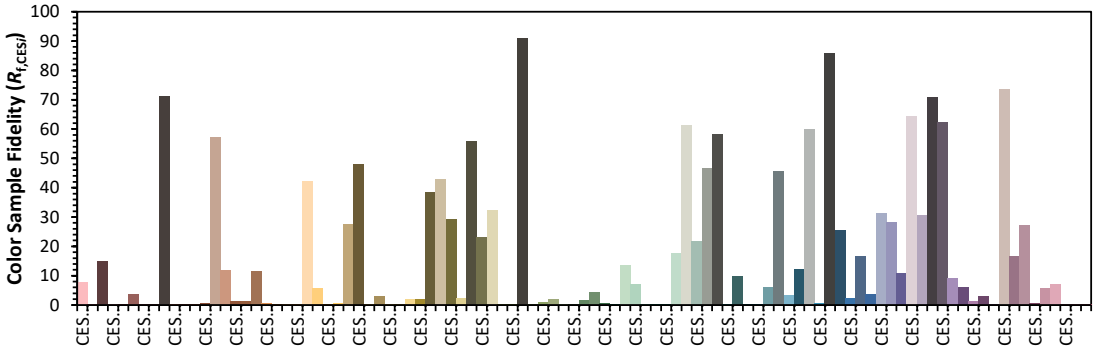

Notes: This is a recommended method for displaying ANSI/IES TM-30-18 information.

x	**0.1360**
y	**0.7072**
u'	**0.0485**
v'	**0.5675**

CIE 13.3-1995 (CRI)

R_a	-23
R_9	-354

Colors are for visual orientation purposes only. Created with the IES TM-30-18 Calculator Version 2.00.

UL Verification Services Inc.
7036 Snowdrift Road
Allentown, PA 18106
610-774-1300

IAS ACCREDITED Testing Laboratory

NVLAP TESTING NVLAP LAB CODE 201042-0

Integrating Sphere Test Report

Relevant Standards
IES LM-79-2008, ANSI C82.77-10-2014, CIE 13.3-1995
CIE 15-2004, ANSI C78.377-2017, IES TM-30-2018

Prepared For

SIRS Electronics Inc

3307 West St
Rosenburg, TX 77471
United States

Catalog Number

DMX-5RGB-346X (BLUE)

Order Number
14430879
Test Number
14430879.08

Test Date

2022-08-08

Prepared By	Approved By
Cordaryl Cousar, Technician	Jeffrey Lockner, Staff Engineer

The results contained in this report pertain only to the tested sample.
This report shall not be reproduced, except in full, without written approval of Underwriters Laboratories.
This report must not be used by the client to claim product certification, approval, or endorsement by NVLAP, NIST, or any agency of the Federal Government.

Luminaire Description: RGB LED strip on formed aluminum with no lens enclosure
Lamp: 11 RGB LEDs
Mounting: Surface – Ceiling
Ballast/Driver: One meanwell GST60A05-P1J driver

Luminaire

Summary of Results

Radiant Flux:	206.8 mW
Luminous Flux:	13.33 lm
Luminaire Efficacy:	9.1 lm/W
CCT:	22000 K
CRI (Ra):	-50.2
Chromaticity (x):	0.1362
Chromaticity (y):	0.0564
Chromaticity (u):	0.1600
Chromaticity (v):	0.0994
Duv:	0.0273

Test Conditions

Test Temperature:	25.4	°C
Voltage:	120.0	VAC
Current:	0.03962	A
Power:	1.463	W
Power Factor:	0.308	
Frequency:	60	Hz
Current THD:	129	%

Testing was performed in a 2-meter integrating sphere using the 4π geometry method.
Absorption correction was employed for this measurement.

Color Quality - Integrating Sphere

Integrating Sphere Test Conditions

Temperature	Voltage	Current	Power	Power Factor	Frequency	Current THD
25.4 °C	120.0 VAC	0.03962 A	1.463 W	0.308	60 Hz	129 %

Summary of Results

Total Output:	13	Lumens	**Chromaticity (x):**	0.1362
Efficacy:	9.1	lm/w	**Chromaticity (y):**	0.0564
CCT:	22000	K	**Chromaticity (u'):**	0.1600
CRI (Ra):	-50.2		**Chromaticity (v'):**	0.1491
CRI (R9):	-301.2		**TM-30 Rf:**	0
Peak Wavelength:	463	nm	**TM-30 Rg:**	28
Dominant Wavelength:	468	nm	**TM-30 Rcs,h1:**	-85%
S/P Ratio:	16.2		**Duv:**	0.0771
M/P Ratio:	9.66	WELL Building Standard v2		

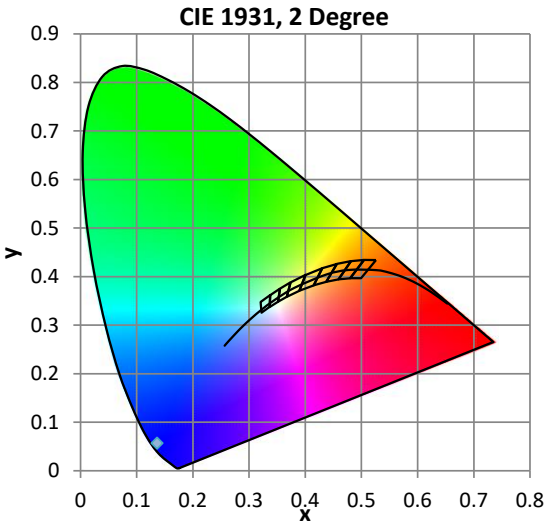

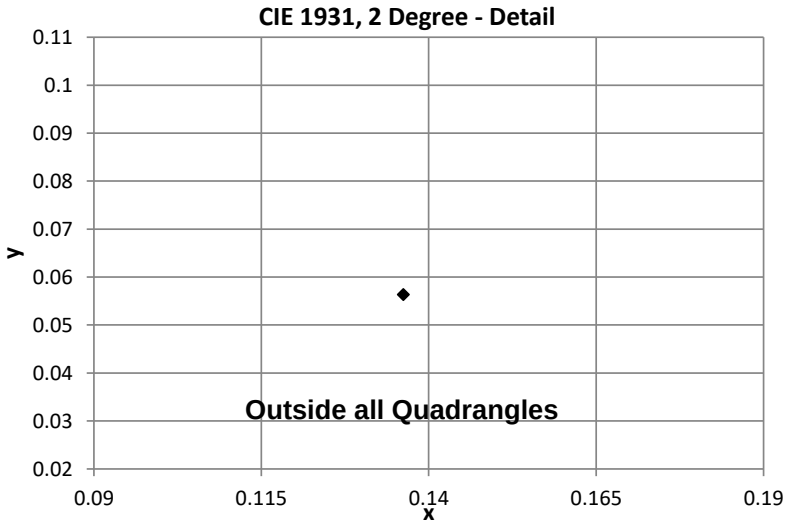

Color Rendering Index Detail

Ra (CRI)	R1	R2	R3	R4	R5	R6	R7	R8	R9	R10	R11	R12	R13	R14	R15
-50.2	-22.3	-36.6	-122.5	-83.8	-4.0	-52.6	-41.5	-38.6	-301.2	-204.1	-118.7	-108.5	-35.8	-23.2	-8.4

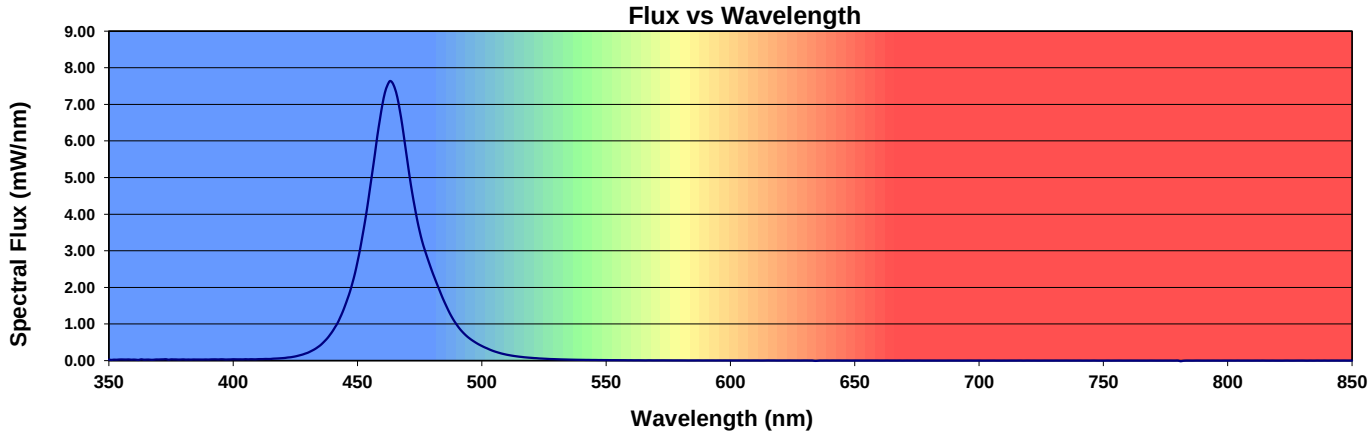

ANSI/IES TM-30-18 Color Rendition Report

Date:	2022-08-08	Manufacturer:	SIRS Electronics Inc
Model:	DMX-5RGB-346X (BLUE)		

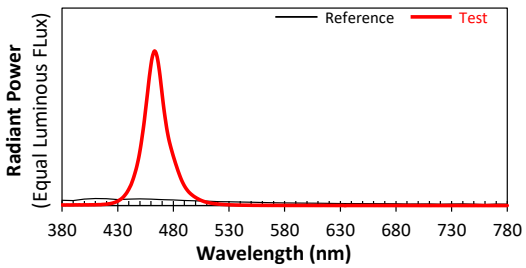

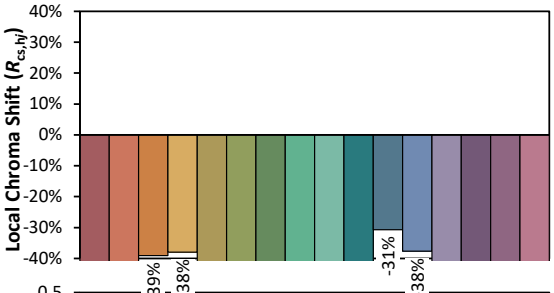

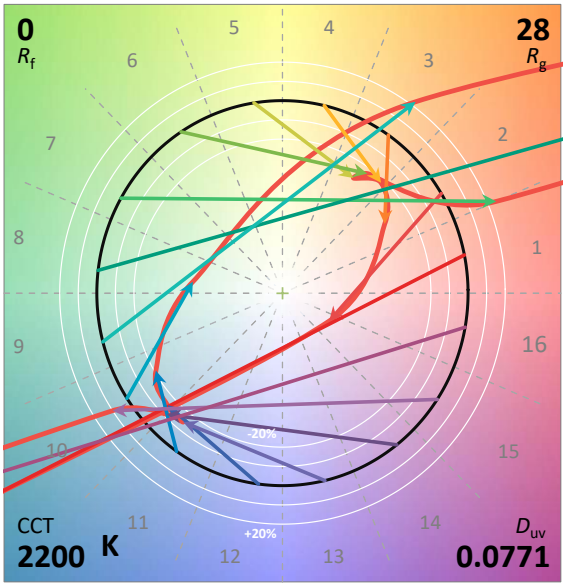

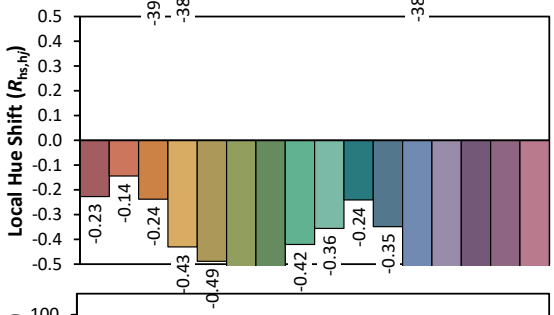

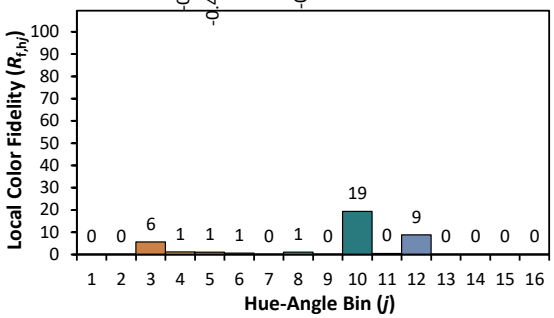

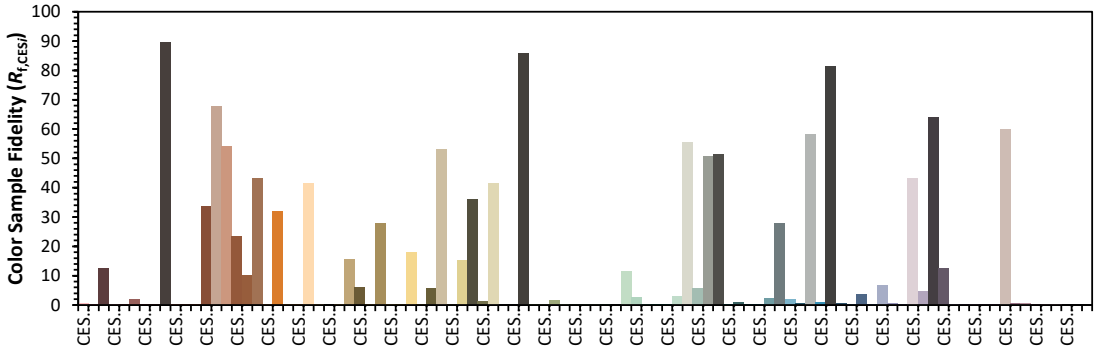

Notes: This is a recommended method for displaying ANSI/IES TM-30-18 information.

x	**0.1362**
y	**0.0564**
u'	**0.1600**
v'	**0.1491**

CIE 13.3-1995 (CRI)	
R_a	-50
R_9	-301

Colors are for visual orientation purposes only. Created with the IES TM-30-18 Calculator Version 2.00.

UL Verification Services Inc.
7036 Snowdrift Road
Allentown, PA 18106
610-774-1300

IAS ACCREDITED Testing Laboratory

NVLAP TESTING NVLAP LAB CODE 201042-0

Photometric Test Report

Relevant Standards
IES LM-79-2008, ANSI C82.77-10-2014, CIE 13.3-1995
CIE 15-2004, ANSI C78.377-2017, IES TM-30-2018

Prepared For

SIRS Electronics Inc

3307 West St
Rosenburg, TX 77471
United States

Catalog Number

DMX-5RGB-346X (All On)

Order Number
14430879
Test Number
14430879.09

Test Date

2022-08-05 - 2022-08-11

Prepared By

Cordaryl Cousar, Technician

Approved By

Jeffrey Lockner, Staff Engineer

The results contained in this report pertain only to the tested sample.
This report shall not be reproduced, except in full, without written approval of Underwriters Laboratories.
This report must not be used by the client to claim product certification, approval, or endorsement by NVLAP, NIST, or any agency of the Federal Government.

Table of Contents

Summary of Results Page 3

Integrating Sphere Results Page 4

Distribution Results

Conditions / Summary of Results / Polar Plot / Zonal Lumens Page 5
Candela Tabulation / Average Luminance Page 6
Coefficients of Utilization / Cone of Light Page 7
ISOFootcandle Plot Page 8

Full TM-30 Report Page 9

Laboratory results may not be representative of field performance
Ballast factors have not been applied

Testing was performed in a 2-meter integrating sphere using the 4π geometry method.

Absorption correction was employed for Sphere measurement

Luminaire Description: RGB LED strip on formed aluminum, clear silicone lens enclosure
Lamp: 11 RGB LEDs
Mounting: Surface – Ceiling
Ballast/Driver: One meanwell GST60A05-P1J driver

Luminaire

Luminaire Characteristics

Luminous Length:	12.50	in.
Luminous Width:	0.5000	in.
Luminous Height:	0.25	in.

Summary of Results

Integrating Sphere

Luminous Flux:	86.92	Lumens
Efficacy:	22.89	lm/w
CCT:	22000	K
CRI (Ra):	35.0	

Distribution

Total Luminaire Output:	85.90	Lumens
Luminaire Efficacy:	22.6	lm/w
Maximum Candela:	31	Candela

Electrical Data at 120 VAC

Test Temperature:	25.1	°C
Voltage:	120.0	VAC
Current:	0.08018	A
Power:	3.798	W
Power Factor:	0.395	
Frequency:	60	Hz
Current THD:	185	%

Color Quality - Integrating Sphere

Integrating Sphere Test Conditions

Temperature	Voltage	Current	Power	Power Factor	Frequency	Current THD
25.1 °C	120.0 VAC	0.08018 A	3.798 W	0.395	60 Hz	185 %

Summary of Results

Total Output:	87	Lumens	**Chromaticity (x):**	0.2396
Efficacy:	22.9	lm/w	**Chromaticity (y):**	0.2344
CCT:	22000	K	**Chromaticity (u'):**	0.1797
CRI (Ra):	35.0		**Chromaticity (v'):**	0.3955
CRI (R9):	-266.7		**TM-30 Rf:**	48
Peak Wavelength:	464	nm	**TM-30 Rg:**	104
Dominant Wavelength:	476	nm	**TM-30 Rcs,h1:**	46%
S/P Ratio:	4.43		**Duv:**	0.0004
M/P Ratio:	2.22	WELL Building Standard v2		

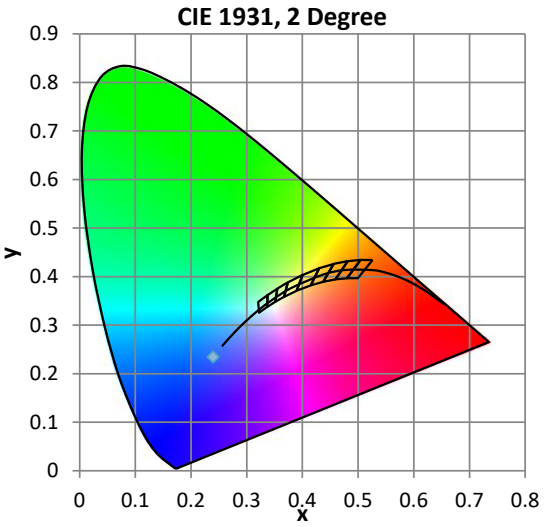

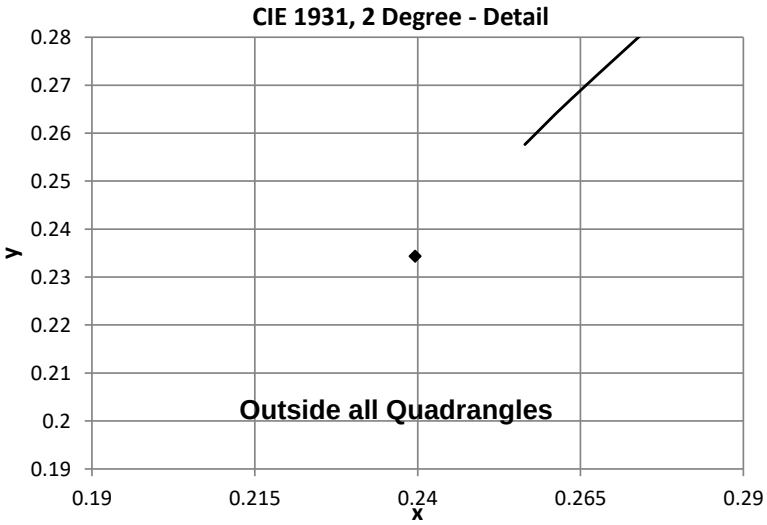

Color Rendering Index Detail

Ra (CRI)	R1	R2	R3	R4	R5	R6	R7	R8	R9	R10	R11	R12	R13	R14	R15
35.0	17.4	41.7	60.5	44.9	39.6	38.8	52.6	-15.7	-266.7	-44.0	32.9	43.9	18.3	74.2	-8.5

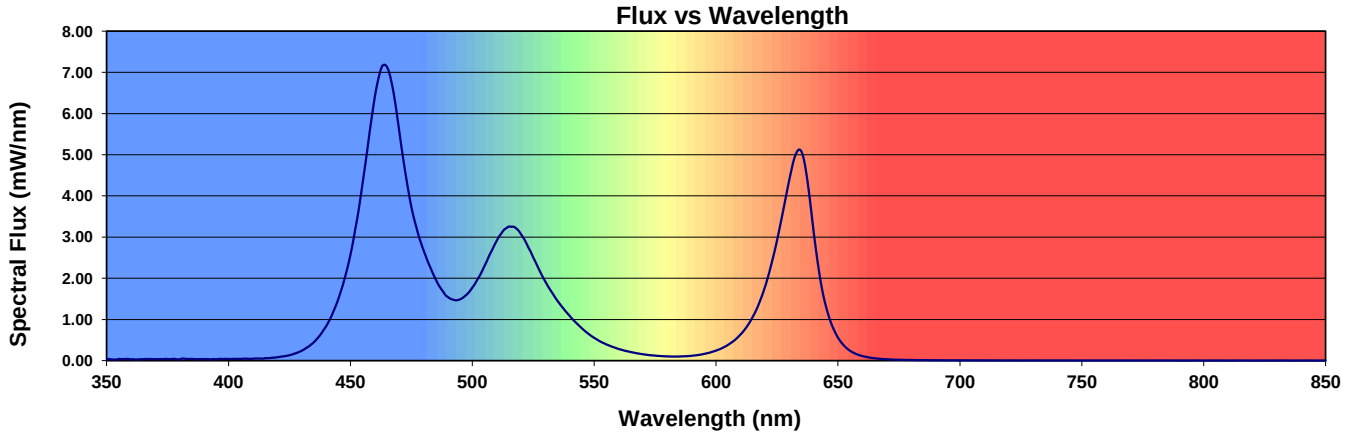

Distribution - Goniophotometer

Distribution Test Conditions

Temperature	Voltage	Current	Power	Power Factor	Frequency	Current THD
24.1 °C	120.1 VAC	0.07605 A	3.797 W	0.416	60 Hz	172 %

Summary of Results

Spacing Criteria
0-180: 1.23
90-270: 1.27

Total Lumen Output: 85.90 Lumens
Luminaire Efficacy: 22.6 lm/w
Maximum Candela: 31 Candela

Corrected UGR (Room Dimension: X=4H, Y=8H, Reflectances: 70/50/20%, S/H: 1)
Crosswise: 19 **Endwise:** 20.9

Polar Plot

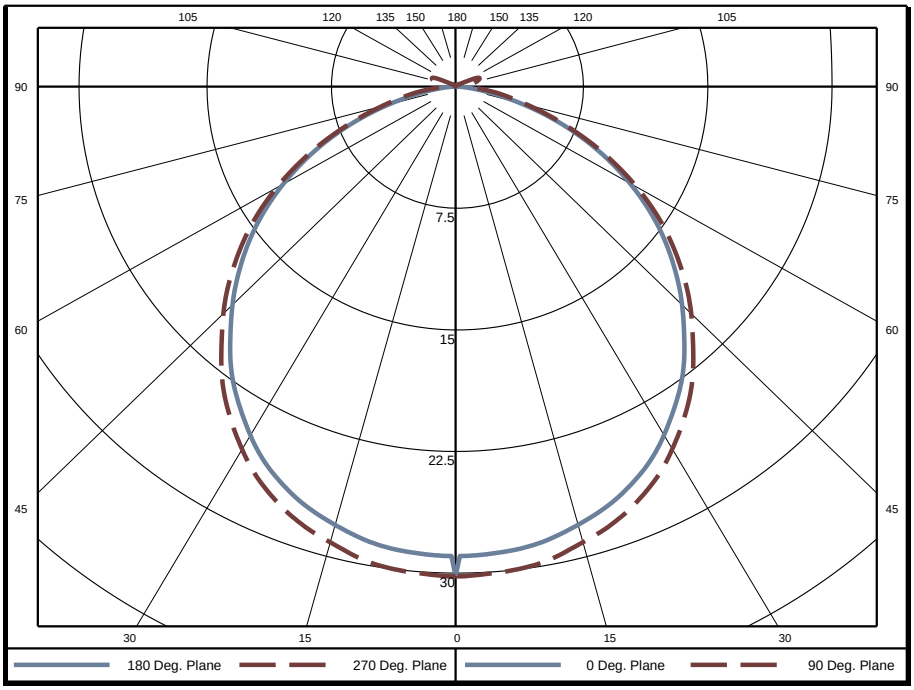

Zonal Lumen Summary

Zone	Lumens	% of Luminaire	Zone	Lumens	% of Luminaire	Zone	Lumens	% of Luminaire
0-5	0.720	0.8%	60-65	5.449	6.3%	120-125	0.083	0.1%
5-10	2.143	2.5%	65-70	4.265	5.0%	125-130	0.064	0.1%
10-15	3.496	4.1%	70-75	2.987	3.5%	130-135	0.045	0.1%
15-20	4.743	5.5%	75-80	1.833	2.1%	135-140	0.029	0.0%
20-25	5.844	6.8%	80-85	0.988	1.2%	140-145	0.016	0.0%
25-30	6.733	7.8%	85-90	0.455	0.5%	145-150	0.014	0.0%
30-35	7.353	8.6%	90-95	0.314	0.4%	150-155	0.013	0.0%
35-40	7.718	9.0%	95-100	0.352	0.4%	155-160	0.012	0.0%
40-45	7.766	9.0%	100-105	0.417	0.5%	160-165	0.010	0.0%
45-50	7.586	8.8%	105-110	0.432	0.5%	165-170	0.008	0.0%
50-55	7.140	8.3%	110-115	0.301	0.4%	170-175	0.005	0.0%
55-60	6.425	7.5%	115-120	0.142	0.2%	175-180	0.002	0.0%

Zone	Lumens	% of Luminaire
0-40	39	45.1%
0-60	68	78.8%
0-90	84	97.4%
90-180	2	2.6%

Candela Tabulation

Horizontal Angle (Degrees)

Vertical Angle (Degrees)	0	22.5	45	67.5	90	112.5	135	157.5	180	202.5	225	247.5	270	292.5	315	337.5
0	30.19	30.19	30.19	30.19	30.19	30.19	30.19	30.19	30.19	30.19	30.19	30.19	30.19	30.19	30.19	30.19
5	28.86	30.18	30.18	30.46	30.08	30.46	30.18	30.18	28.86	30.18	30.18	30.46	30.08	30.46	30.18	30.18
10	28.59	29.90	29.90	30.18	29.80	30.18	29.90	29.90	28.59	29.90	29.90	30.18	29.80	30.18	29.90	29.90
15	28.02	29.27	29.25	29.51	29.12	29.51	29.25	29.27	28.02	29.27	29.25	29.51	29.12	29.51	29.25	29.27
20	27.30	28.50	28.49	28.75	28.38	28.75	28.49	28.50	27.30	28.50	28.49	28.75	28.38	28.75	28.49	28.50
25	26.27	27.41	27.40	27.66	27.30	27.66	27.40	27.41	26.27	27.41	27.40	27.66	27.30	27.66	27.40	27.41
30	24.86	25.93	25.92	26.18	25.83	26.18	25.92	25.93	24.86	25.93	25.92	26.18	25.83	26.18	25.92	25.93
35	23.20	24.21	24.18	24.42	24.10	24.42	24.18	24.21	23.20	24.21	24.18	24.42	24.10	24.42	24.18	24.21
40	21.27	22.23	22.15	22.35	22.05	22.35	22.15	22.23	21.27	22.23	22.15	22.35	22.05	22.35	22.15	22.23
45	19.15	20.05	19.93	20.13	19.88	20.13	19.93	20.05	19.15	20.05	19.93	20.13	19.88	20.13	19.93	20.05
50	16.96	17.76	17.63	17.83	17.61	17.83	17.63	17.76	16.96	17.76	17.63	17.83	17.61	17.83	17.63	17.76
55	14.65	15.35	15.21	15.37	15.20	15.37	15.21	15.35	14.65	15.35	15.21	15.37	15.20	15.37	15.21	15.35
60	12.11	12.69	12.59	12.70	12.55	12.70	12.59	12.69	12.11	12.69	12.59	12.70	12.55	12.70	12.59	12.69
65	9.47	9.94	9.86	9.91	9.77	9.91	9.86	9.94	9.47	9.94	9.86	9.91	9.77	9.91	9.86	9.94
70	6.76	7.11	7.05	7.09	7.03	7.09	7.05	7.11	6.76	7.11	7.05	7.09	7.03	7.09	7.05	7.11
75	4.11	4.41	4.47	4.63	4.62	4.63	4.47	4.41	4.11	4.41	4.47	4.63	4.62	4.63	4.47	4.41
80	1.98	2.31	2.55	2.80	2.86	2.80	2.55	2.31	1.98	2.31	2.55	2.80	2.86	2.80	2.55	2.31
85	0.70	0.98	1.30	1.46	1.47	1.46	1.30	0.98	0.70	0.98	1.30	1.46	1.47	1.46	1.30	0.98
90	0.05	0.36	0.67	0.86	0.90	0.86	0.67	0.36	0.05	0.36	0.67	0.86	0.90	0.86	0.67	0.36
95	0.02	0.37	0.68	0.83	0.87	0.83	0.68	0.37	0.02	0.37	0.68	0.83	0.87	0.83	0.68	0.37
100	0.02	0.40	0.94	1.03	1.01	1.03	0.94	0.40	0.02	0.40	0.94	1.03	1.01	1.03	0.94	0.40
105	0.02	0.15	1.17	1.38	1.33	1.38	1.17	0.15	0.02	0.15	1.17	1.38	1.33	1.38	1.17	0.15
110	0.03	0.11	0.59	1.48	1.52	1.48	0.59	0.11	0.03	0.11	0.59	1.48	1.52	1.48	0.59	0.11
115	0.03	0.05	0.26	0.75	1.10	0.75	0.26	0.05	0.03	0.05	0.26	0.75	1.10	0.75	0.26	0.05
120	0.03	0.03	0.22	0.36	0.49	0.36	0.22	0.03	0.03	0.03	0.22	0.36	0.49	0.36	0.22	0.03
125	0.03	0.03	0.18	0.27	0.28	0.27	0.18	0.03	0.03	0.03	0.18	0.27	0.28	0.27	0.18	0.03
130	0.04	0.04	0.10	0.23	0.26	0.23	0.10	0.04	0.04	0.04	0.10	0.23	0.26	0.23	0.10	0.04
135	0.04	0.04	0.04	0.18	0.22	0.18	0.04	0.04	0.04	0.04	0.04	0.18	0.22	0.18	0.04	0.04
140	0.04	0.04	0.04	0.05	0.12	0.05	0.04	0.04	0.04	0.04	0.04	0.05	0.12	0.05	0.04	0.04
145	0.05	0.05	0.05	0.04	0.04	0.04	0.05	0.05	0.05	0.05	0.05	0.04	0.04	0.04	0.05	0.05
150	0.05	0.05	0.05	0.05	0.05	0.05	0.05	0.05	0.05	0.05	0.05	0.05	0.05	0.05	0.05	0.05
155	0.06	0.06	0.06	0.05	0.05	0.05	0.06	0.06	0.06	0.06	0.06	0.05	0.05	0.05	0.06	0.06
160	0.06	0.06	0.06	0.06	0.05	0.06	0.06	0.06	0.06	0.06	0.06	0.06	0.05	0.06	0.06	0.06
165	0.06	0.07	0.06	0.06	0.06	0.06	0.06	0.07	0.06	0.07	0.06	0.06	0.06	0.06	0.06	0.07
170	0.07	0.07	0.07	0.06	0.06	0.06	0.07	0.07	0.07	0.07	0.07	0.06	0.06	0.06	0.07	0.07
175	0.07	0.07	0.07	0.06	0.06	0.06	0.07	0.07	0.07	0.07	0.07	0.06	0.06	0.06	0.07	0.07
180	0.07	0.07	0.07	0.07	0.07	0.07	0.07	0.07	0.07	0.07	0.07	0.07	0.07	0.07	0.07	0.07

Average Luminance (cd/m^2)

Horizontal Angle (Degrees)

Vertical Angle (Degrees)	0	45	90
0	7486	7486	7486
45	6584	5111	4648
55	6159	4313	3835
65	5329	3233	2766
75	3665	1806	1545
85	1626	713	621

Coefficients of Utilization - Zonal Cavity Method

Effective Floor Cavity Reflectance 20%																		
Ceiling Cavity Reflectance	80				70				50			30			10			0
Wall Reflectance	70	50	30	10	70	50	30	10	50	30	10	50	30	10	50	30	10	0
Room Cavity Ratio (RCR)	** Values are expressed as percent of total lumen output delivered to the task surface **																	
0	118	118	118	118	115	115	115	115	110	110	110	104	104	104	100	100	100	97
1	108	104	100	96	105	101	98	94	97	93	91	92	90	87	88	86	84	82
2	99	91	84	79	96	89	83	77	85	80	75	81	77	73	78	74	71	69
3	90	80	72	65	88	78	71	65	75	68	63	72	66	62	69	64	60	58
4	83	71	62	56	80	69	61	55	67	60	54	64	58	53	61	56	52	50
5	76	63	54	48	74	62	54	48	60	52	47	57	51	46	55	50	45	43
6	70	57	48	42	68	56	48	42	54	46	41	52	45	40	50	44	40	38
7	65	52	43	37	63	51	43	37	49	42	36	47	41	36	46	40	35	33
8	61	47	39	33	59	46	38	33	45	38	32	43	37	32	42	36	32	30
9	57	43	35	30	55	43	35	29	41	34	29	40	34	29	39	33	29	27
10	53	40	32	27	52	39	32	27	38	31	27	37	31	26	36	30	26	24

Beam and Field Information

CIE Type:	Direct
Center Beam Intensity:	30.19 Candela
Central Cone Intensity:	30 Candela
Beam Flux:	61.6 Lumens
Beam Angle (0-180):	108.2 Degrees
Beam Angle (90-270):	110.4 Degrees
Field Angle (0-180):	154.7 Degrees
Field Angle (90-270):	158.9 Degrees

Cone of Light Tabulation

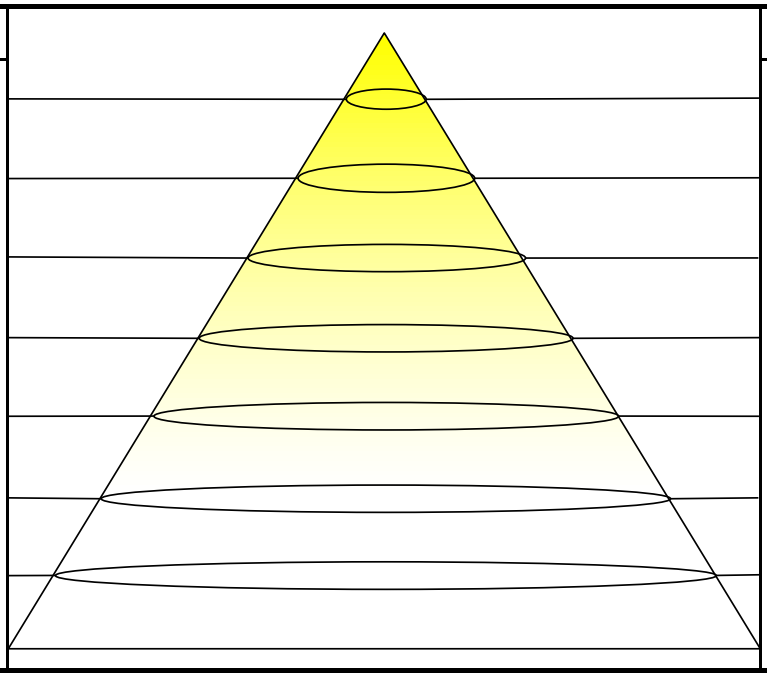

Mounting Height (Feet)	Footcandles at Nadir	Diameter (Feet)
4.00	1.89	5.07
6.00	0.839	7.60
8.00	0.472	10.1
10.0	0.302	12.7
12.0	0.210	15.2
14.0	0.154	17.7
16.0	0.118	20.3

ISOFootcandle Plot

Mounting Height - 8 Feet

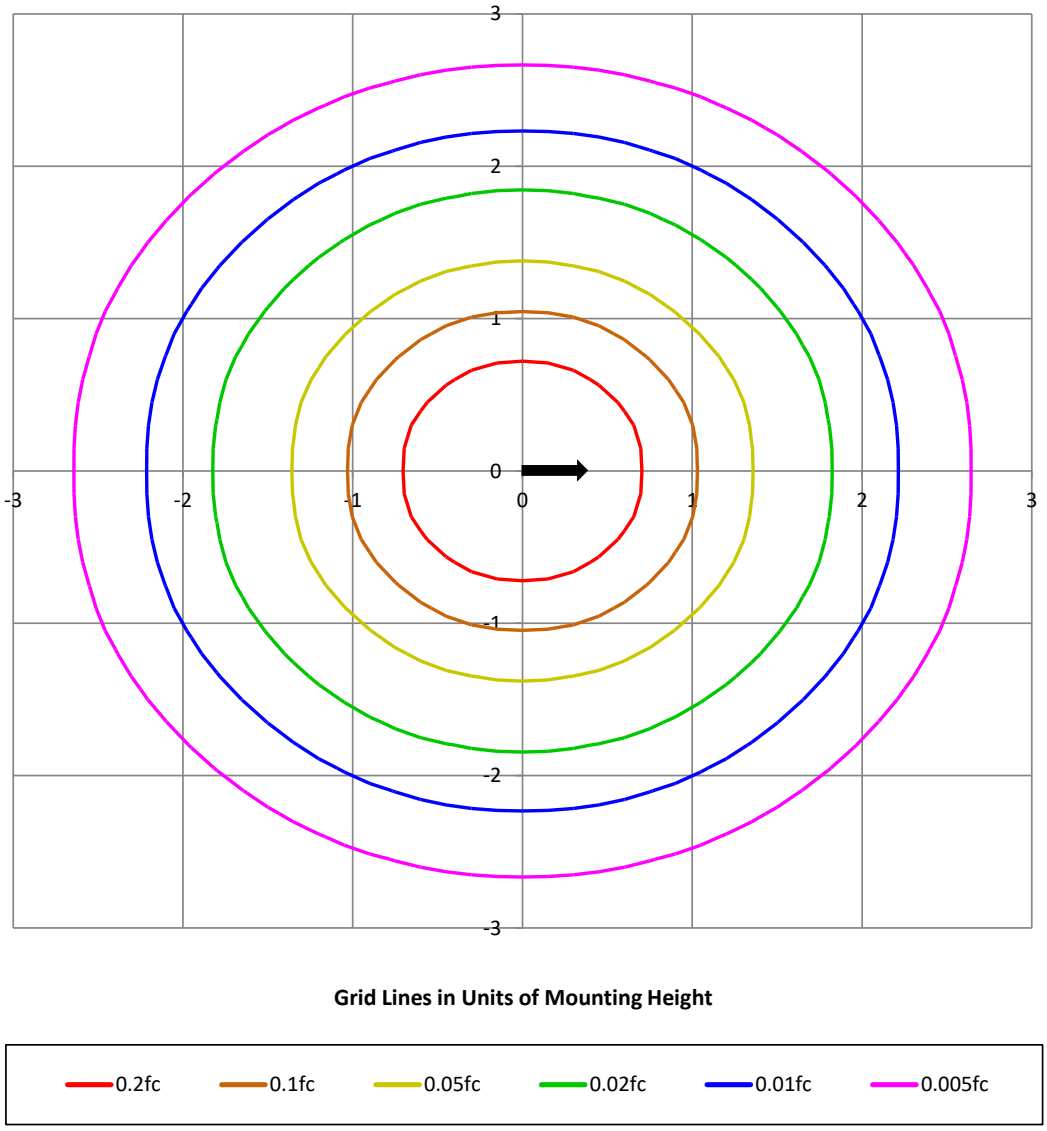

ANSI/IES TM-30-18 Color Rendition Report

Date:	2022-08-05	Manufacturer:	SIRS Electronics Inc
Model:	DMX-5RGB-346X (All On)		

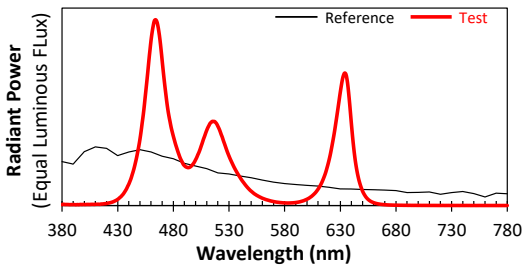

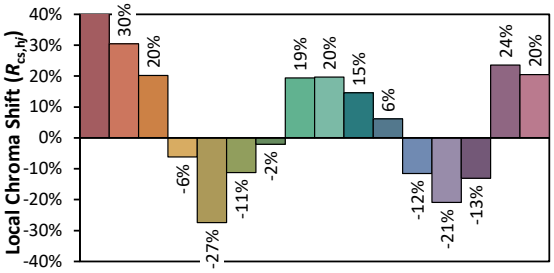

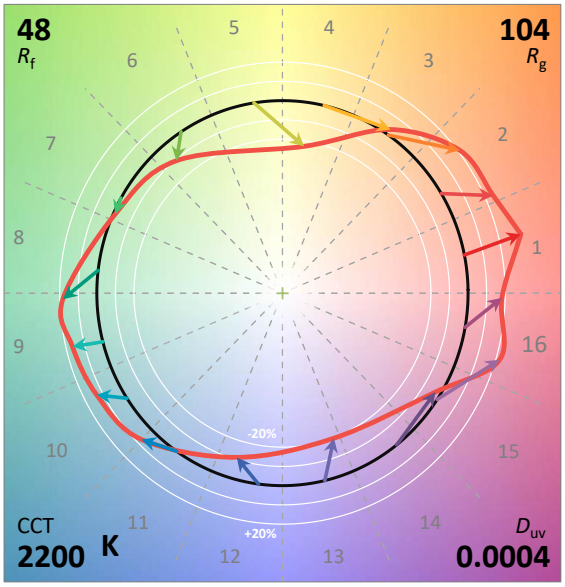

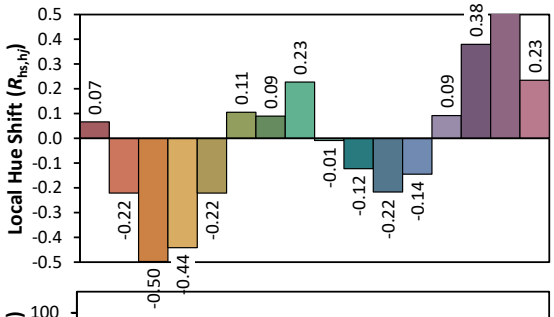

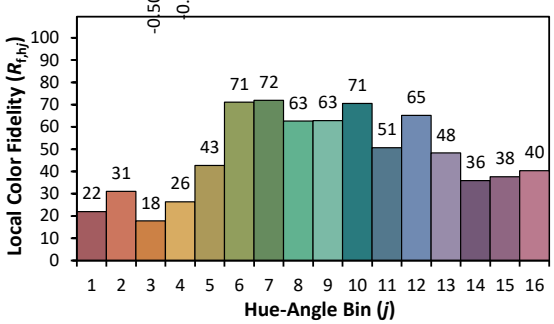

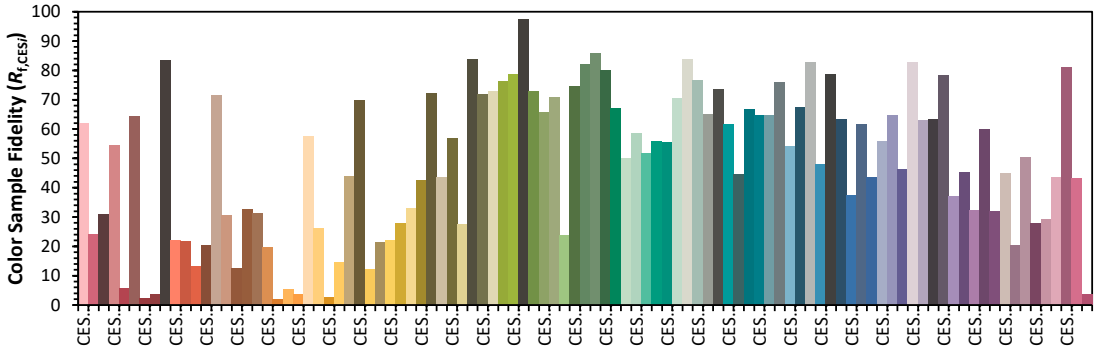

Notes: This is a recommended method for displaying ANSI/IES TM-30-18 information.

x	**0.2396**
y	**0.2344**
u'	**0.1797**
v'	**0.3955**

CIE 13.3-1995 (CRI)	
R_a	35
R_9	-267

Colors are for visual orientation purposes only. Created with the IES TM-30-18 Calculator Version 2.00.