

Customer Name

Project Name

Part Number



The Original DMX-CON3-C2

US Engineered

New generation 3 channel LED driver

3 Channel RGB LED DMX Controller, UL Listed, Class 2

Model: **DMX-CON3-C2**

Control: **DMX512-A (Meets USITT DMX512/1990)**

Total MAX Output: **100W**

Applies to all kinds of LEDs controlled by voltage.



Summary

Thank you for choosing our series of DMX-CON3-C2 Driver. This new revision of the DMX-CON3 DMX driver has a frequency of 5.2 kHz which allows it to be used for video applications with no camera flickering, as well as a total max power of 100W. This LED Driver provides you with the freedom to control 3 channels of LED strip, LED modules, and other types of 12-24 V LED lighting. Each channel provides you control from 1-256 levels of intensity. This driver complies with DMX 512/1990 Protocol.

Product Feature

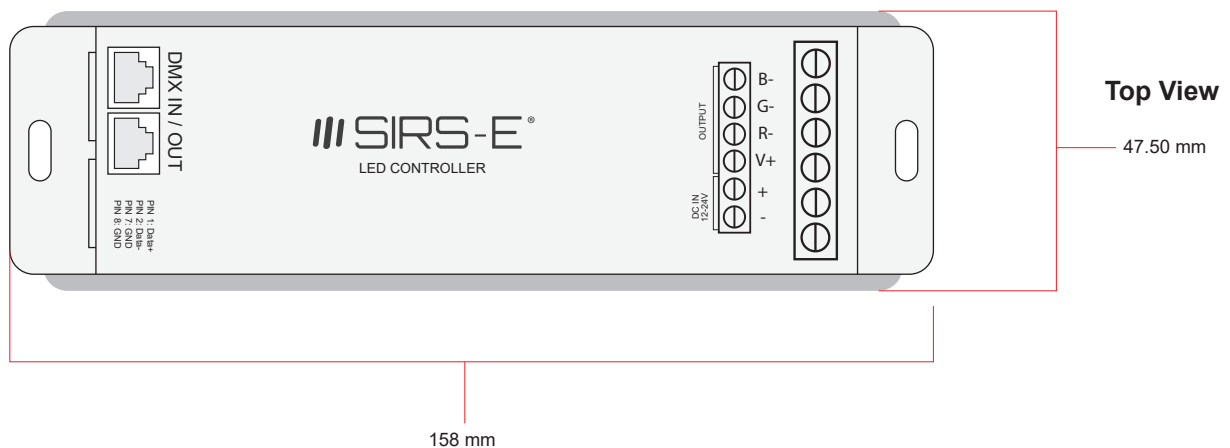
- Meets DMX512/1990
- 256-levels of brightness, full-color with driver controls
- 3 output channels, 100W Max.
- Can achieve asynchronous color changes effects
- Capable of controlling LED light with 1-3 colors
- Freely set the DMX address 1-512
- Modularizing can be matched with different LED modules
- Class 2 circuit, isolated DMX input, UL Listed (UL2108, E479339)

Tech-parameters

Decode CH:	1-3
Signal Input:	DMX512-A Digital Signal
Signal Output:	0~V+(V+ is power supply) 100W Max
Power Supply:	DC 12V-24V
Power Dis.:	<1W
Power Output:	12-24 V DC, <100W Total
Ambient Temp. :	-10°C ~ 55°C
Size:	158 x 47.50 x 22.35 mm (6.22 x 1.87 x 0.88 in)
Net Weight:	206.95 g (7.3 oz)
Frequency:	5.2 kHz (Flicker-Free Refresh Rate)

***Note: This model of DMX-CON3-C2 is rated IP40 non waterproof, please keep dry at all times.**

Dimensions



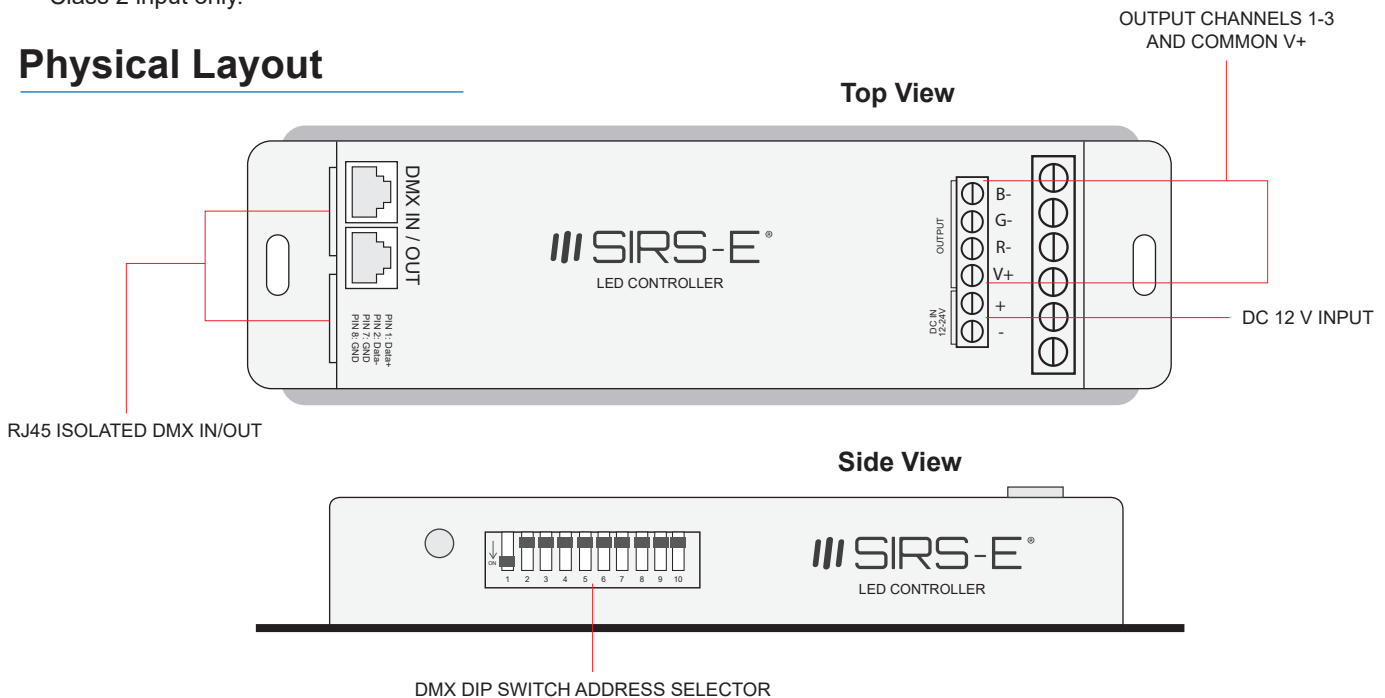
Dimensions



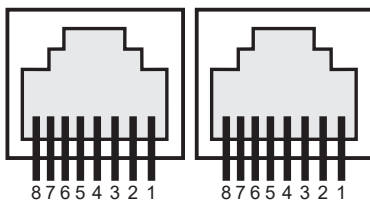
Application Tips

- Place DMX-CON3-C2 in a ventilated area, Do not install in air tight locations.
- DMX-CON3-C2 can be installed on top of a metal plate to aid in the heat sinking process.
- Never exceed the limits in the specifications.
- Do not install where moisture is present.
- Always have LED fixtures as close as possible to the DMX-CON3-C2 to minimize voltage drop due to cable resistance.
- If distance between DMX-CON3-C2 and LED fixture is greater than 3 meters use at least 14 AWG wire.
- For use in Dry or Damp locations only.
- Class 2 dimming methods only.
- Class 2 input only.

Physical Layout



DMX Pinout



- PIN 1: Data+
- PIN 2: Data-
- PIN 7: GND
- PIN 8: GND

DMX pinout consists of 3 pins in most cases.
 Pin 2 from the DMX XLR is correspondent to pin 1 in the RJ-45 connector as Data +.
 Pin 3 from the DMX XLR is correspondent to pin 2 in the RJ-45 connector as Data -.
 Pin 1 from the DMX XLR is correspondent to pin 7 and 8 in the RJ-45 Connector as Ground.

DIP Switch Addressing Samples

The DMX-CON3-C2 is equipped with a DIP switch system that allows you to address your unit to the desired address using a binary code method. Binary code can be tricky at first to figure out, but once it's been mastered, it becomes a really efficient way to address your units.

DIP Switch Value Chart

DIP	1	2	3	4	5	6	7	8	9
VALUE	1	2	4	8	16	32	64	128	256

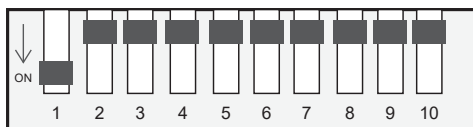
The chart above can be used to determine the value of each DIP switch. Binary code works by adding DIP switch values to achieve the desired address.

Test Mode

The DMX-CON3-C2 has a Test Mode that does not require a DMX signal to test your LED application. To enter Test Mode just turn all the DIP switches to OFF. Once in Test Mode, the LEDs should turn all colors ON.

Addressing Samples

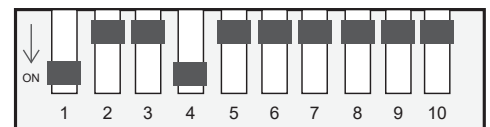
ADDRESS 001



ADDRESS 005



ADDRESS 009



The samples above are intended to help you understand the way binary code works, If you are still having issues addressing your units, you can use this DIP switch calculator found online under this link:

<http://www.sabretechnology.co.uk/calc.asp?dmx>

You can also download the DMX DIP iPhone app to aid you in the calculating process. Available in the Apple App Store.

*Note

**We recommend you hire a licensed electrician for any electrical connection, and or installation.*

**We reserve the right to make changes without any prior notice.*