


Customer Name Project Name Part Number

Flexible DMX RGBW LED Strip



Description

SIRS-E® DMX RGBWN LED strip lights let you create billions of colors by just mixing red, green, and blue colors with a 4th White diode. With the ability to control each individual pixel and each individual channel, the color mix and color effects possibilities are endless.

Product Specifications

Input Voltage	5V DC	Cut/Readdress	Cuttable every pixel ¹
Control Method	DMX512 Control - Pixel by Pixel	Reel Length	13.1 ft / 4 m
Power Consumption	3.50 W/ft	Max Run Length	13.1 ft / 4 m, powered from both sides
LED Chip Type	High Quality SMD 4-Diode RGBW	Segment Width	0.56 in (14 mm)
LED Density	9 LEDs/ft / 32 LEDs/m	Luminous Flux Maintenance	75,000 hrs ²
Channels/Pixels	4 Channels per Pixel (512 Channels Total)	Dimming	DMX512 Control - Pixel by Pixel
Board Type/Color	3 oz Density Copper, Black PCB	Environmental	IP 67/68 - Dry and Damp Locations
Operating Temperature	-20°F to 120°F	Warranty	5 Years Limited
Mounting	Non-Porous: 3M Adhesive Tape		

Product Photometrics - Red, Green and Blue Diodes³

Color Diode	Peak Wavelength (nm)	Dominant Wavelength (nm)	CIE (x,y)	Luminous Flux (lm/ft)	Luminous Efficacy (lm/W)
Red	632.0	621.6	(0.6938, 0.3054)	34	16.9
Green	516.6	522.0	(0.1417, 0.7269)	91	49.5
Blue	462.4	466.5	(0.1370, 0.0511)	20	9.8

Product Photometrics - White Diode Only³

Nominal CCT (K)	Luminous Flux (lm/ft)	Luminous Efficacy (lm/W)	CIE (x,y)	Duv	CRI	TM-30-15 Fidelity (Rf) Gamut (Rg)	
5500 K	111	58.8	(0.3318, 0.3460)	+0.0027	82.5	81.1	96.2

Product Photometrics - All Four Colors at Full Intensity³

Nominal CCT (K)	Luminous Flux (lm/ft)	Luminous Efficacy (lm/W)	CIE (x,y)	Duv	CRI	TM-30-15 Fidelity (Rf) Gamut (Rg)	
14350 K	240	30.6	(0.2630, 0.2717)	+0.0027	73.0	NA	NA

¹ - The RGBW DMX strips are cuttable in any pixel, and it will continue with the sequential DMX address that was last used. If you want to change the starting address back to 001, you will need a DMX Address Writer available on our website.

² - After 75,000 hrs: 30% Luminous Flux loss, 10% Chromaticity change, as per LM-80-15

³ - Photometric values estimated from our AcuHue™ CV RGBW series of LED strips.

Ordering Guide

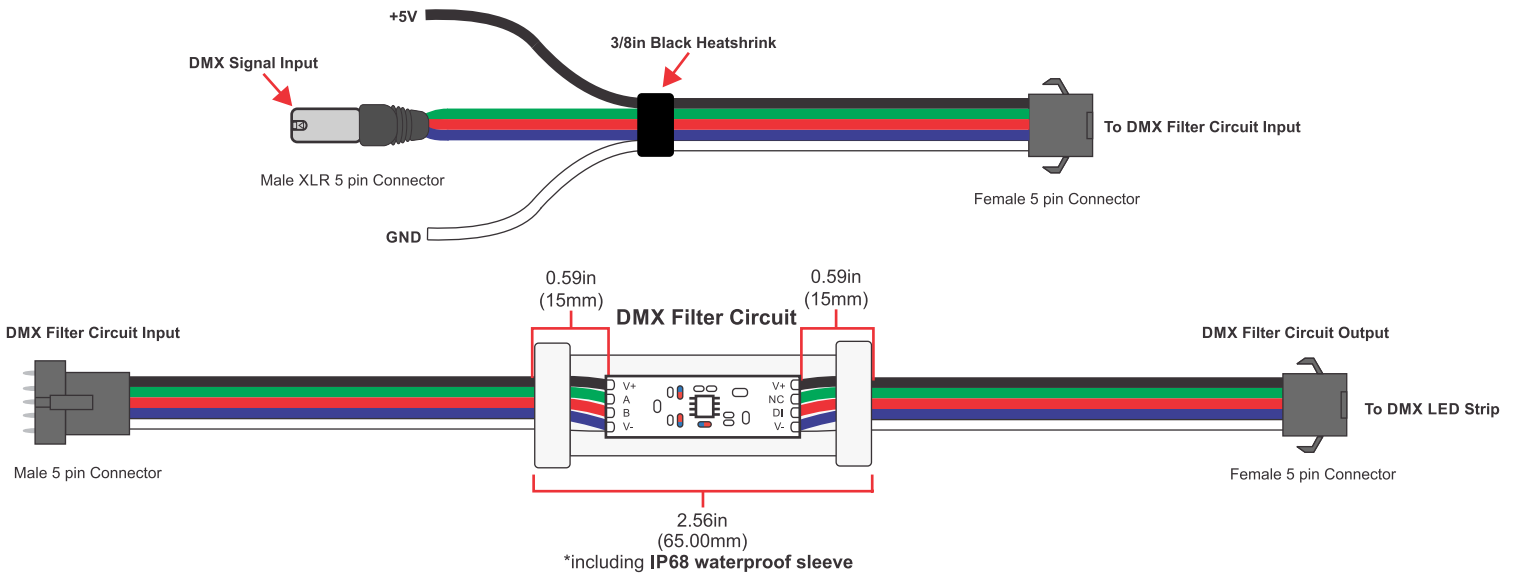
LED Size	Voltage	Color	Density	IP
5050	5	RGBWN	XX XX	
	5	RGBWN	32 67	
			68*	

*IP 68 Version consists of the same Physical Dimensions as IP67

Product Country of Origin

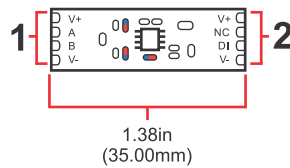
Product Engineering & Design	USA
Assembled	China Preassembled / USA Final Assembly
QC Quality Control	USA
Product Customization	USA
Technical Support	USA

Wiring Diagram

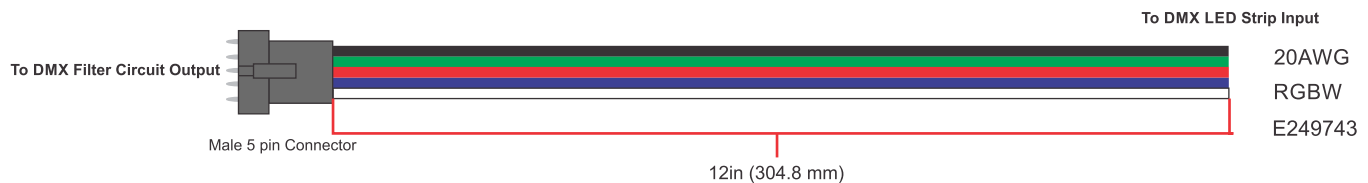


DMX Filter Circuit

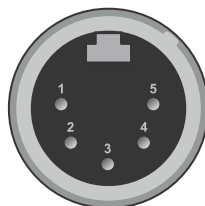
- 1 - DMX Filter Input (from XLR)
- 2 - DMX Filter Output (to LED strip)



The 32 LEDs/m DMX strips requires a filter whether is 5m long or just 0.5m.



Color Code Male XLR 5 pin



(Front View)
XLR Male Cable

Color Code XLR

- Pin 1 - V- / Ground
- Pin 2 - B / DMX-
- Pin 3 - A / DMX+
- Pin 4 - NC
- Pin 5 - NC

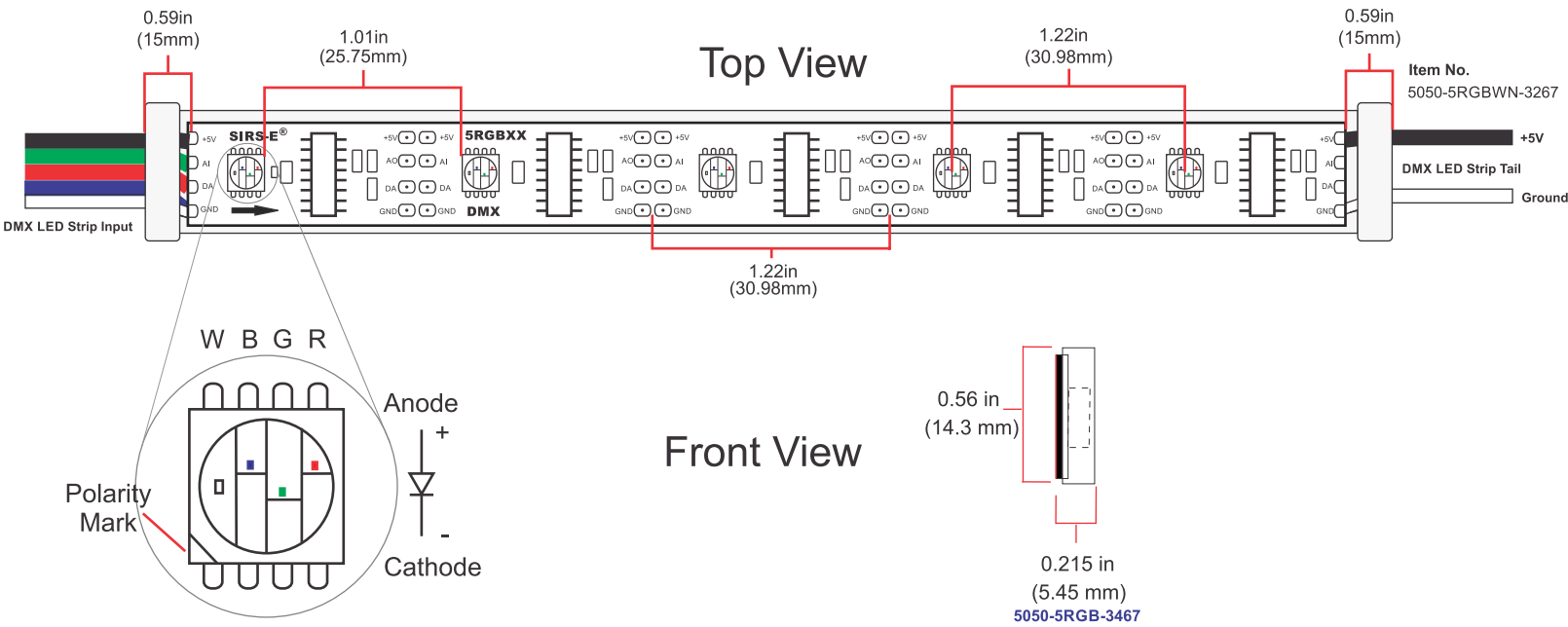
Color Code LED Strip

- +5V
- NC
- DI/DO
- Ground
- Ground

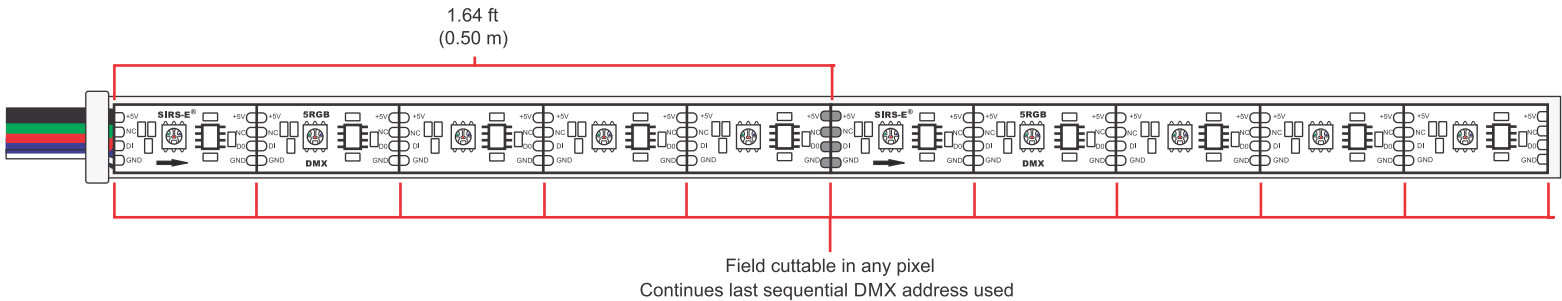
Color Code Filter Circuit

- +V
- A
- B
- V-
- V-

Mechanical Dimensions



Cutting & Re-Addressing Instructions



Important:

- The RGBW DMX strips are cuttable in any pixel, and it will continue with the sequential DMX address that was last used.
- If you want to change the starting address back to 001, you will need a **DMX Address Writer** (PN# SIRS-E-DMX-PROG), available on our website.

Weight

Product Weight: 10.8 oz, 16.4 ft Reel (IP67), Without Packaging.

Compatible Accessories

This list shows some of our most sellable accessories compatible for this product. For a complete list, please visit our website.



ArtNet to DMX Interface
Pro 6 Universes
(AD-PRO-6)



MADRIX Neo
DMX512 Interface
& Software Licenses



Meanwell 5V PSU
(LED-PS05V-30W-UL)



MADRIX Luna
ArtNet Interface




Baxter Controls DMX
Basic Pocket Console
(As a Testing Tool)



SIRS-E® DMX
Address Writer
(SIRS-E-DMX-PROG)



SIRS-E RGBW
Wire Connectors



SIRS-E RGBW
Wire Leads



Notes

- A good technique to minimize brightness loss and increase lumen output on CV LED Strips is to power the strip on both sides.
- LED electrical and photometric characteristics change with the manufacturing batch/bin date. Approximately 3-Step MacAdam Ellipses between batches.
- We reserve the right to change any data without prior notice.

About Us



SIRS-E /semiconductor • illumination • research • solutions /

In 2004, SIRS-E began research into the use of high powered LED components to be applied in direct lighting fixtures and LED strips.

In 2005, SIRS-E developed the RGB HPL01 – 12 watt (60 lumens per watt efficiency) RGB lighting fixture controlled via DMX using LumiLEDS, one of the first high powered LEDs eventually acquired by Phillips.

Included in early research solutions, was the development and testing of many different LED strips intended to be used for direct RGB lighting and effects applications.

This was the beginning of what we now know as SIRS – Electronics.